

## Instruction sheet for pre-formed plates


FLOORTEC System pre-formed plates 35-2 and 11

### Technical data:

Typ: System pre-formed plate 35-2

Dimensions: 1500 x 800 = 1,2 m<sup>2</sup>

Plate thickness 51 mm,  
including piles




- Heat/sound insulation for underfloor heating
- Polystyrene foam in acc. with ÖN B 6000: EPS-T 650
- Fire resistance B2, in acc. with ÖN B 3800

WLS ..... 040  
R<sub>D</sub> ..... 0,85 m<sup>2</sup>K/W  
Impact sound Improvement ..... 28 dB  
Maximum load ..... 5,0 kN/m<sup>2</sup>

### Technical data:

Typ: System pre-formed plate 11

Plate thickness 27 mm,  
including piles



- Heat insulation for underfloor heating
- Polystyrene foam in acc. with ÖN B 6000: EPS-W30
- Fire resistance B2, in acc. with ÖN B 3800

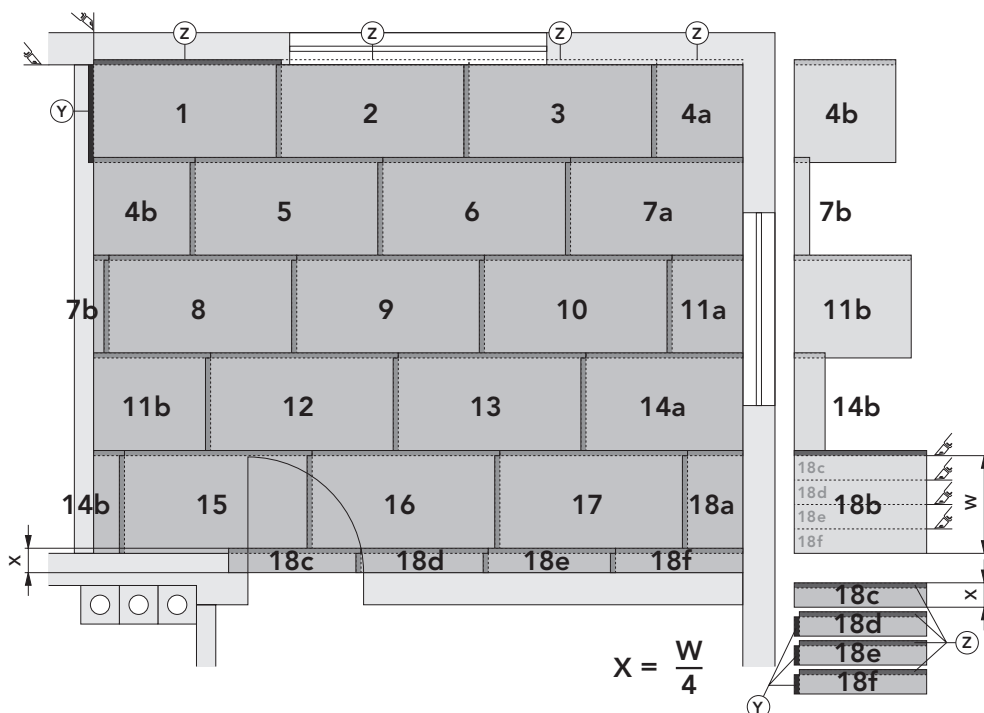
WLS ..... 035  
R<sub>D</sub> ..... 0,30 m<sup>2</sup>K/W  
Impact sound Improvement ..... 0 dB  
Maximum load ..... 75,0 kN/m<sup>2</sup>

### How to install the System pre-formed plates:

Install the FLOORTEC System pre-formed plates in the way described in the FLOORTEC System pre-formed plates instruction sheet. Allowing the covering layer a 25 mm overlap will give you a consistent layer of impact sound insulation for the whole surface.

It is suitable for having a concrete or jointless floor laid on top of it, once the pipes have been installed. Because of the sophisticated way in which elements of the System can be cut and overlapped, there will only be a minor part of wastage. The whole surface has to be covered in such a way that there are no gaps or holes left. Any open cut surface must be sealed before a concrete floor is installed. As stipulated in DIN 18560, the continuous layer of impact sound insulation must not be broken.

### Installation example:



### Important tips:

Prior to fitting the first row of FLOORTEC System pre-formed plates, cut off both the Y and Z overlaps (25 mm) from the System pre-formed plate 1.

With System pre-formed plates 2, 3 and 4a, cut off only overlap Z. Also cut off overlap Z from System pre-formed plate 18b; only then should it be cut into four parts of equal size (18c, 18d, 18e, and 18f). Restore overlaps Y and Z on each of these plates, with the exception of plate 18c, where only overlap Z is necessary! To restore the overlaps, turn the plate over and cut a 25 mm wide band off the polystyrene foam.

heatingthroughinnovation.

